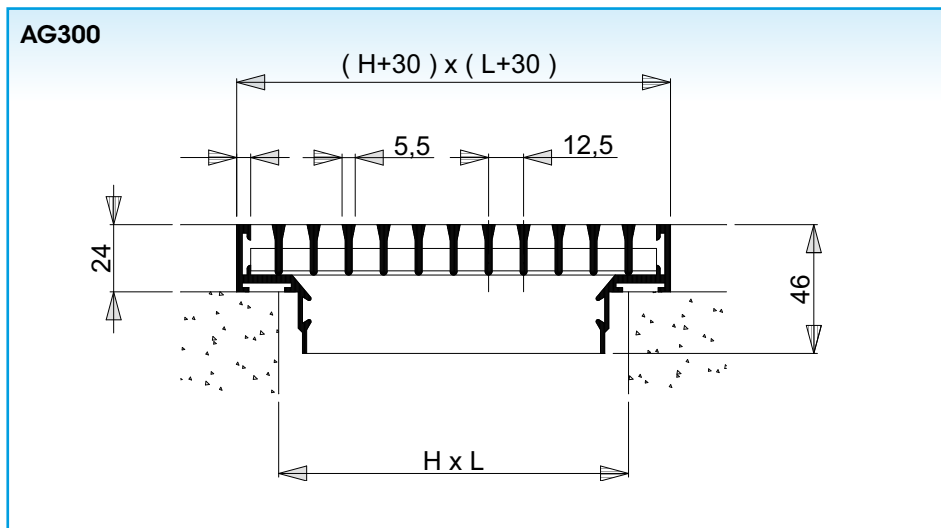



FLOOR GRILLE AG300

Installation dimensions



L: nominal length (mm)
H: nominal height (mm)
 All dimensions in mm



Application

The grille type AG300 is used for the supply and exhaust of cooled and heated air in comfort installations. The grille can be mounted in the floor to give a linear appearance.

Technical information

Characteristics:

- straight bars or with 15° deflection
- bars on 12,5 mm to centre
- available in multiples of 1 mm in length and 12,5 mm in height
min L = 100 mm, max L = 1500 mm
min H = 50 mm, max H = 450 mm
- GT007 only available in multiples of 25 mm as well in length as in height
- linear grilles (= grilles consisting of intermediate and end pieces) only available in heights 75, 100, 150, 200, 300 mm
- the diffuser core can be removed and is fixed into the frame by special springs

Construction:

extruded aluminium, satin anodised frame and bars

Specifications description

Example:

Aluminium floor grille with removable core and a special frame construction for floor mounting. Complete with damper.

Standard construction, satin anodised.

Type: **AG307**

nom. dim. (L x H) ... x ... mm

Accessories

- **GT007**: damper with vertical opposed blades, galvanised steel sheet, painted black (for details see p. 1 290)
- flow equalizer with aluminium sheet, satin anodised vanes

Fixing

the grille is anchored in the floor by means of straps on the frame.

Bar types


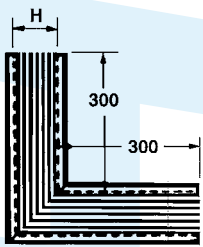
Deflection 0°



Deflection 15°



Corner sections



The corner sections are being manufactured in one piece with a nominal inner dimension of 300 x 300 mm (see drawing). The corner sections are standard 90°.

How to order:

AG300 corner section, height = 200 mm

A	G	3	0	0	C	-	0	3	0	0	0	2	0	0
---	---	---	---	---	---	---	---	---	---	---	---	---	---	---

inner dimension

H

C: Corner section: 0° deflection or 15° inwards

D: Corner section: 0° deflection or 15° outwards

0: 0° deflection

2: 15° deflection

How to order

AG300, size 600 x 200 mm, with damper GT007

A	G	3	0	7	-	-	0	6	0	0	0	2	0	0
---	---	---	---	---	---	---	---	---	---	---	---	---	---	---

L

H

- : grille in one piece

E: end piece

M: intermediate piece

L: left end piece (for 15° deflection)*

R: right end piece (for 15° deflection)*

0: without damper

7: with damper

0: with bars only

1: with flow equalizer

2: 15° deflection


3: 15° deflection and flow equalizer

* **NOTE:** L (left) and R (right) are being determined by looking at the face of the grille with the bars having a downward deflection.

Delivery possibilities

AG300

Grille with front bars.

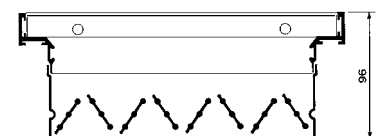


AG310

Grille with front bars and flow e-qualizer.

AG307

Grille with front bars and opposed blade damper.



AG317

Grille with front bars, flow equalizer and opposed blade damper.